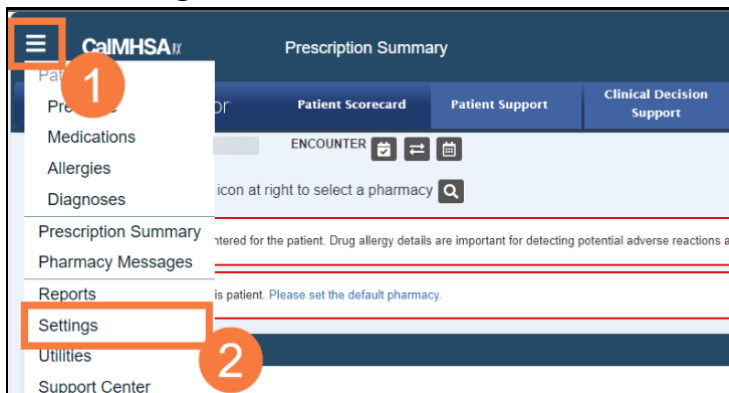




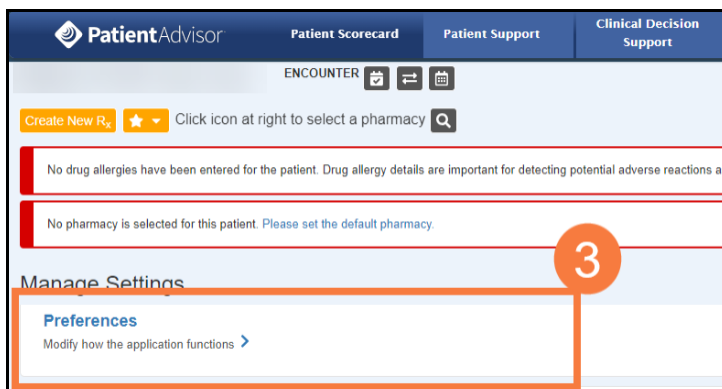
Setting Up Preferences for CalMHSA Rx

Customize CalMHSA Rx Preferences to view all prescriptions in queue. From the CalMHSA Rx Homepage:

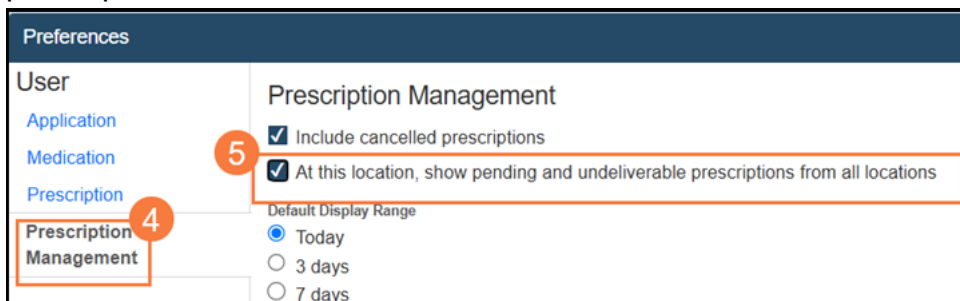
1. Click **Menu** (icon on the left hand corner of screen)
2. Click **Settings**



3. Click **Preferences**



4. Click **Prescription Management**
5. Place a **check** in the box for "At this location, show your pending and undeliverable prescriptions from all locations."



6. Click **Save**

